

**CROPLANDS**

**ROGATOR C SERIES | RG1100C | RG1300C**



**EVERYTHING ABOUT THIS MACHINE IS DESIGNED  
TO DELIVER MORE PRECISE APPLICATION.**


**CROPLANDS ROGATOR C SERIES | RG1100C | RG1300C**

**RoGator**



**WE JUST CHANGED THE GAME  
IN PROFESSIONAL-GRADE APPLICATION.**





A lot has changed since we conceived the uniquely professional-grade, self-propelled sprayer in 1969. But one thing hasn't. Since the beginning, we've worked closely with ag retailers and professional producers to develop agricultural innovations to help them run a more profitable operation. This is what you told us:

You need your investment in every plant to pay off. You need a technologically advanced machine that works for you, not the other way around. You need a liquid system that keeps product mixed and in motion, reduces waste and minimises contamination. Section control that's more precise than precise. A powerful, smart drive system that provides consistent power, consistent torque and consistent traction. So you can put all your energy into precision application. And you need a machine that anyone can easily learn and easily operate. Without a degree in astrophysics.

You asked for it. You got it. Introducing the new RoGator® C Series from Croplands. **We call it Intelligent Farming. You can call it the new benchmark for professional application.**

# OPERATORS AND LIQUID SYSTEMS SHOULD ALWAYS BE IN CONSTANT MOTION.

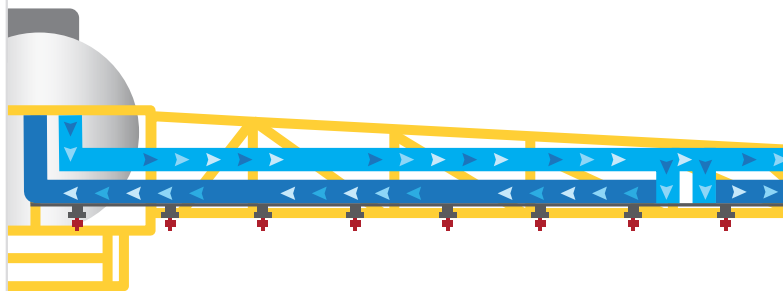
HOW APPLICATORS  
SPEND THEIR TIME:

**<50%**  
applying product

**>50%**  
prepping,  
boom priming,  
cleanout,  
maintenance, etc.

THAT'S NOT THE MOST  
PROFITABLE RATIO

Precision application can make the difference between a profitable year and a break-even year. So, when we set out to redefine the RoGator, we started with the liquid system. Our goals were simple: make agronomists happy by being safer for the crop, make accountants happy by minimising product waste and improving precision and make the owner happy by making his daily operation more productive. And, if you happen to be all three of those, well, this is definitely your machine.



## LiquidLogic™ ARGUABLY THE WORLD'S MOST ADVANCED LIQUID-SYSTEM TECHNOLOGY

**CONTINUOUS RECIRCULATION** Our industry-exclusive FlowLogic™ system constantly circulates product through the boom, plumbing and filters. Start with charged booms without wasteful stationary spraying, apply with product always in motion to prevent settling and clogging and finish with a thorough rinse that significantly minimises the risk of contamination.

**LESS BUILD-UP, MORE PRECISION** Streamlined plumbing eliminates dead ends where residues can accumulate, and product flows efficiently for the best possible tip-to-tip spray performance.

**SELF-PRIMING BOOM** Once the product pump and recirculation is turned on, product begins to flow through the entire boom plumbing, quickly priming the boom. You save time and money and place the product where it's needed.



**PRIMING THE BOOM AFTER EACH PRODUCT CHANGE  
WASTES AT LEAST 1 HECTARE OF SPRAY.**





LIQUIDLOGIC

# YOUR ATTENTION TO DETAIL IS OBSESSIVE. OURS IS, TOO.

You've made it perfectly clear: every plant matters. Whether it's reducing overlap, ensuring perpetually mixed product or fully recovering unused product from the plumbing, we've re-engineered every feature in our LiquidLogic system for more precise application. Maybe it's a bit obsessive. Until it's your crops that are delivering record results.

## **LESS OVERLAP, LESS CROP DAMAGE**

Our NozzleLogic™ system controls up to 36 boom sections. Nozzle body valves provide precise on/off section spray control, so you spray where you want to, not where you don't.

## **PRODUCT STAYS PERPETUALLY MIXED**

With the OptiMotion™ auto-agitation system, you preset the amount of agitation, and the machine automatically adjusts as the tank empties, letting you focus on application, not adjusting valves.

## **ALWAYS LOAD THE RIGHT AMOUNT**

The OptiLoad™ side reload keypad lets you reload the precise amount for the acreage you're spraying. Pair with AgControl® to see a display of the remaining acres you can treat.

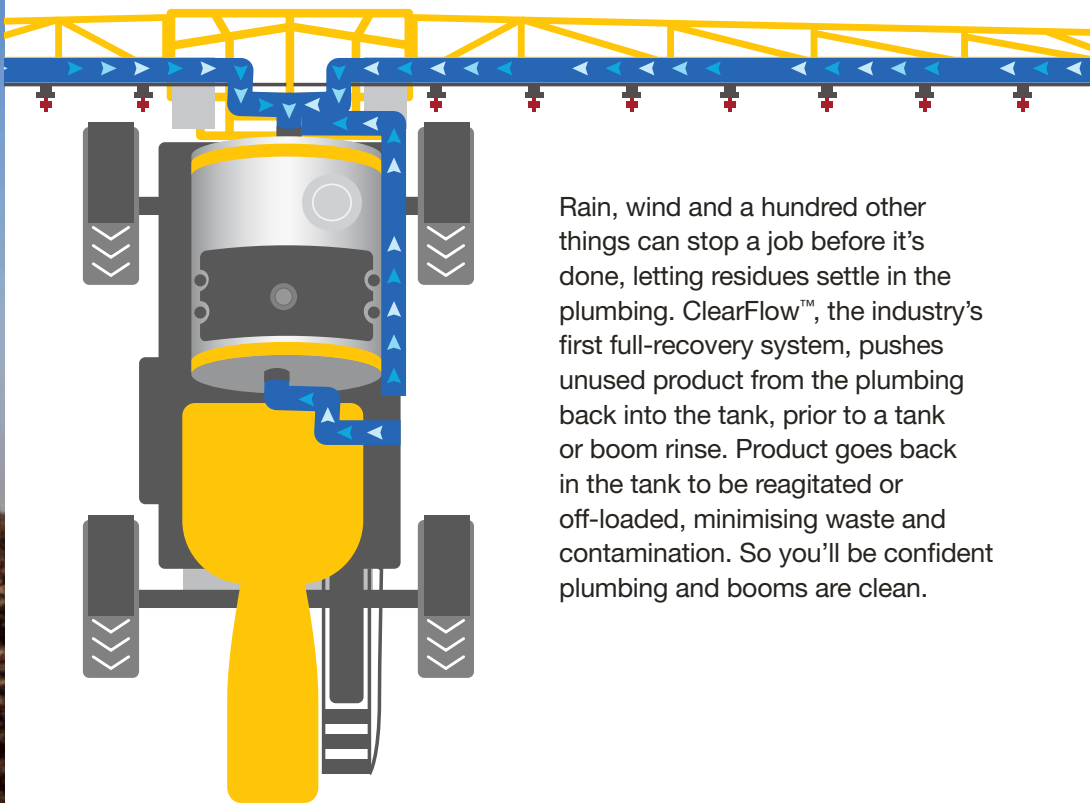


**CHEMICAL INJECTION SYSTEM (optional)**


Two-tank, two-pump, high-volume injection system helps manage chemical residue and complex weed resistance programs. New ground-fill and rinse system minimises cross-contamination and speeds reloads.



**ClearFlow**  
UNPRECEDENTED PRODUCT RECOVERY



Rain, wind and a hundred other things can stop a job before it's done, letting residues settle in the plumbing. ClearFlow™, the industry's first full-recovery system, pushes unused product from the plumbing back into the tank, prior to a tank or boom rinse. Product goes back in the tank to be reagitated or off-loaded, minimising waste and contamination. So you'll be confident plumbing and booms are clean.



## BOOM OPTIONS

### BETTER BOOMS. BETTER YIELDS.

We offer the most boom options in the business. All of them are strong and durable booms, and some are longer and lighter than ever before.

- **Superior stability** — We offer a 30.5 or 36.6 metre high tensile steel boom, tried and tested over many years for unrivalled durability and stability.
- **A wider, lighter footprint** — Now available is the industry leading 48 metre aluminium Pommier boom to provide the perfect blend of productivity and reliability for those farms where size does matter.



## NO CROP LEFT BEHIND.

The more accurately you can apply, the more your investment in every single crop can pay off. Enter the RoGator C Series. Uniform, precision placement means less variability from acre to acre. Crops aren't overfed. Or starved. Each one is treated just right.



**48 METRE ALUMINIUM POMMIER BOOM  
AVAILABLE ON ROGATOR RG1300C**



## POMMIER BOOMS – BIG BOOMS FOR BIG ACRES

The RoGator RG1300C is available with a 48 metre, aluminium Pommier boom. Pommier are world-wide industry leaders in aluminium boom innovation, design and manufacturing. They have over thirty years of experience and are the best solution for farmers wanting a lighter, stronger, wider boom.

**LESS WEIGHT** FACT 1: Aluminium booms weigh less than steel booms, simple as that.

FACT 2: Increased momentum is influenced by increased weight.

Reducing the weight on the boom wings which is ultimately transferred to the centre when spraying, will improve the sprayer's overall field performance.

The profile of the Pommier 48 metre aluminium booms have a low weight and ability to withstand heavy work loads. They are proven to be 50% lighter and 20% stronger than their closest competitor product.

**LONGEVITY** Aluminium has unique properties that ensure long lasting performance and very little maintenance. Pommier booms are corrosion resistant due to surface oxidisation protecting the aluminium, so there's no reason to paint!

**NORAC BOOM HEIGHT CONTROL** This is a standard feature of the 48 metre Pommier boom and allows the boom to shadow the ground – even in rough or hilly terrain to maintain an optimum boom height, reduce drift and improve stability.

**WING FOLD** Hinge points, pins and locks are made from steel where the duty cycle is high and adjustment may be required. The boom alignment can be adjusted quickly and simply at the hinge points.

**WING LOCK** The wing section have a mechanical self-lock and a hydraulic unlock.

**MULTI-DIRECTIONAL BREAKAWAYS** The breakaways are designed with the ability to move backwards, forwards and up.

**LIGHTER, STRONGER, WIDER**

**POMMIER BOOMS ARE  
PERFECT FOR TOUGH  
AUSTRALIAN CONDITIONS**

# CROPLANDS OPTIONAL LOGIC3

## 3 TIERED APPLICATION

Some growers face the difficult task of spraying in a wide range of speeds and often have trouble with accurate and reliable application in all areas of their paddocks. LOGIC3 makes life easy by switching a second set of nozzles on or off to ensure you have the right rate applied across your entire paddock. A fantastic option for operating in hilly terrain or with contours.



### SAVE TIME, IMPROVE ACCURACY

The 3 tiered software automatically selects the nozzles to ensure efficient spraying over a large speed range, for example: tier 1 may use Green 015 nozzles over contour banks and as speed increases tier 2 turns on using a Yellow 02 nozzle and at higher speeds both lines turn ON delivering the equivalent volume as an 035 nozzle.

With triple nozzle bodies fitted standard to all of our sprayers the LOGIC3 system can be fitted with a range of nozzles to ensure constant and reliable application in virtually any spraying scenario encountered in the Australian broadacre market today.

The new LOGIC3 design has been refined with stainless steel boom tubes for improved fast flow, back to tank recirculation and easy boom clean out.

Priming the boom for consistency in application is also more efficient with LOGIC3. LOGIC3's Air Flush feature makes the process of decontaminating the sprayer fast and efficient by evacuating all chemical and boom cleaners from the boom lines with simple air pressure.

### SUPERIOR APPLICATION

Delaying the onset of herbicide resistance is imperative for future farming efficiencies. LOGIC3 improves penetration using closer nozzle spacings. It also better matches droplet spectrums to the target, for example in grasses coverage can be maximised. LOGIC3 has been developed to deliver – even in Australia's most challenging conditions.

LOGIC3 uses a single stainless steel boom tube with nozzles at 250mm or 10" spacings. Every second nozzle is connected to tier 1 and the other nozzles connected to tier 2.

Auto Section Controls can now function immediately with the valve at the nozzle body. ON/OFF is fast to gain the maximum benefit of AutoSection Controls.

LOGIC3 uses a touch screen tablet that gives total control of tiered settings from the cab seat. Utilising a WIFI app specifically designed to run the LOGIC3 system, it allows accurate pressure switching to achieve the best possible application.

Also available with the tablet is the ability to remote control all nozzles for cleaning and testing of the system while stationary and from outside the cab.



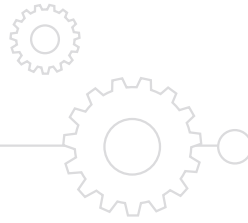
**CROPLANDS ACCREDITED SERVICE TECHNICIAN** Croplands offer a comprehensive range of technical training to support our dealer network to ensure our customers receive the best technical service at a local level.

Croplands also have factory trained technicians to assist in the delivery of new self propelled sprayers to ensure the owner and operator are equipped with the knowledge to get the best performance from their sprayer. **CROPLANDS SELF PROPELLED TECHNICAL SUPPORT CENTRE** provides real-time support for product set-up, operation and calibration. Freecall: 1800 ROGATOR (1800 7642 867).



## APPLY LIKE YOU'RE RUNNING AT FULL THROTTLE, EVEN WHEN YOU'RE NOT.

The days of needing to run all-out, all-the-time are over. The efficient AGCO Power™ 8.4L engines manage their own speed, so you can perform at top level – and apply with precision accuracy – even when the engine runs at a lower speed. The engine, drive system and hydraulic pump work with each other for optimal performance. Engine RPM is managed automatically to deliver drive and system performance, even when needs change with soil and terrain. You'll save fuel, reduce wear and minimise operator fatigue.



## A DRIVE SYSTEM THAT'S ALWAYS THINKING. EVEN WHEN THE OPERATOR IS THINKING ABOUT SOMETHING ELSE.

This drive system practically runs itself. From the tractor management system (TMS) to the AWD SmartDrive™, the core productivity drivers of this machine continuously work in the background, with virtually no input or management from you. The TMS automatically increases engine RPM when more power is needed, and reduces RPM when the running is easier. AccuCruise™ and shuttle speed controls work to achieve specific speed settings at the touch of a button, freeing the operator to focus on quality application. At the end of the day, you'll see unprecedented productivity, thrifty fuel consumption and a less-fatigued operator.

### ENHANCED HYDROSTATIC BRAKING

The advanced anti-lock braking system (ABS) prevents skids and lock-ups for more controlled stopping.

### OPTIONAL HILL-CLIMB PACKAGE

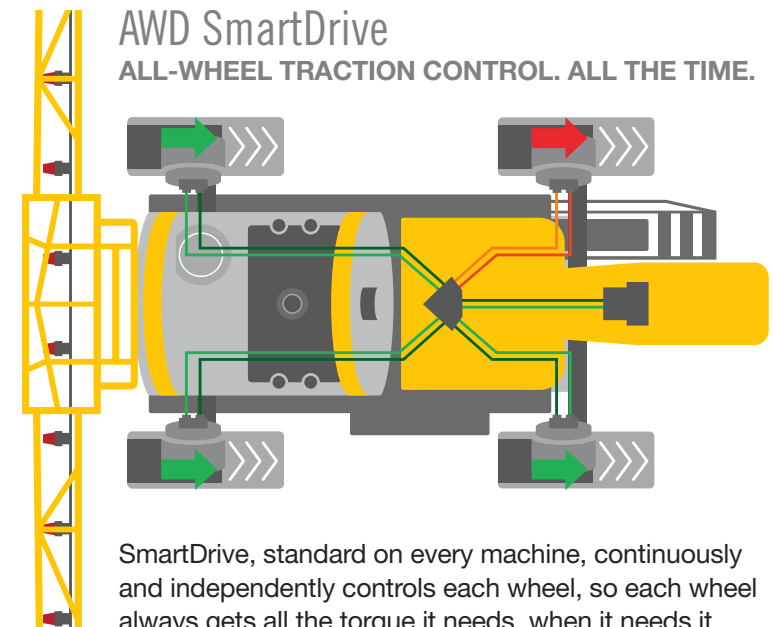
Australia has some of the steepest, most rugged terrain in agriculture. The RoGator C Series has a package for that.

### TURN-COMPENSATED WHEEL SPEED

Control wheel speed independently at each wheel, so the machine can drive the outside wheels faster in tight turns. This creates less soil disruption and less crop damage.

### QUICK FAMILIARITY

Functional operation is similar to other cutting-edge AGCO® equipment, so operators can easily move between machines.



SmartDrive, standard on every machine, continuously and independently controls each wheel, so each wheel always gets all the torque it needs, when it needs it. Wheel slip is automatically countered by sending more power to the gripping wheels, while managing the slipping wheel to regain traction. The best part: you don't even have to tell it to do it.

A John Deere tractor pulling a RoGator C Series sprayer through a field of green corn plants at sunset. The tractor is positioned in the middle ground, moving from left to right. The sprayer has a long boom with multiple nozzles. The field is filled with lush green corn plants in the foreground, which are slightly out of focus. The background shows rolling hills and a line of trees under a warm, orange-hued sky.

EASY TO OPERATE AND CREATURE COMFORTS

## **EVEN YOUR NEWEST OPERATOR CAN APPLY LIKE A PRO IN NO TIME.**

Today, operators come with a wide range of experience. No worries. The RoGator C Series is built for all of them. When we say it's easy to learn and easy to run, we're not kidding. With so many productivity systems continuously working in the background of this machine, your operators can focus on the craft of precision application, not going to night school for their computer science degree.



## SO INTUITIVE, EVEN THE CAMERA TURNS ITSELF ON.

Precision productivity starts with smart, intuitive features that help you do more with less effort in less time. For this RoGator, we looked at every little thing and asked ourselves, “Can we make it better?” You be the judge.

**LIGHTING KEYPAD** Customise your new and improved LED lighting once, then control it easily with a single button.

**NEW FLOATING ARMREST** New ergonomically improved, adjustable armrest puts the joystick, section switches, boom controls and liquid system controls at your fingertips.

**BLUETOOTH®** New Bluetooth microphone improves focus, while keeping you connected at all times.

**AUTO-TRACK ADJUST** Position wheels for different row spacing. Choose between two preset widths, or use offset widths to minimise compaction.

**REAR-VIEW CAMERA (standard)** Set it to come on automatically when you go into reverse or on the road.

**AUTOMATIC BATTERY DISCONNECT** Operates automatically upon turning off the machine and completion of any shutdown procedures.

**SELF-CANCELLING TURN SIGNALS** Focus on the job, not turning off the signal.

**USB POWER PORTS** Keep electronics constantly charged.

**COMMON KEY** The ignition key also unlocks the door, lockable fuel caps and toolbox.

**HOOD LATCH** Push-button hood latch locks the hood for better security.



## NO. YOU WON'T NEED A TEAM OF I.T. PEOPLE TO MAKE IT WORK.

You can't be a precision applicator if there has to be a computer geek riding in the jump seat while you work. As we've pushed ourselves to add more capability and technology to our equipment, we've also been driven to make their actual operation easier. Simply put, the RoGator C Series is packed with advanced technology, but it's not intimidating at all.

This machine is built around a simple, intuitive operational platform that virtually anyone can master. We call it the AccuTerminal™, a universal interface that lets you control and monitor virtually all chassis and machine functions right at your fingertips.

**INTUITIVE COMMAND CENTRE** Operating elements on the comfortable, floating armrest include the AccuTerminal, multifunction joystick and keypad.

**VIEW UP TO FOUR FUNCTIONS AT ONCE** Customise your terminal to view one function or up to four different ones simultaneously.

**SIMPLE, INTUITIVE CONTROLS** Engine, transmission, hydraulic, axle, spray functions, one-touch fold, electric sump, pump, main shut-off valve (MSO), recirculation, system maintenance and more are easily managed right from your fingertips.

**THE ACCUTERMINAL PUTS YOU IN TOTAL CONTROL.**

The following technology is factory-integrated in the AccuTerminal:

**SLICK SCREEN NAVIGATION** The 10.4-in. AccuTerminal has a smartphone look and intuitive touch-screen technology surface that lets you easily manoeuvre through functions. The high-resolution, scratch-resistant screen and all function indicators automatically adjust to match light conditions.

**RATE AND SECTION CONTROL** AgControl rate and section control lets you control up to 36 sections with tip-to-target accuracy, and seamless integration between software, pump, plumbing system and all chassis functions.

**GUIDANCE TECHNOLOGY** With the new Auto-Guide™ guidance system, you will acquire way lines and steer accurately, even in difficult reception conditions.

- Sub-meter to centimetre accuracy minimises overlap and skips.
- The same accuracy while working in foggy and dusty conditions, day or night.
- Reduces operator fatigue.
- Multitask in the cab, including system monitoring, calls and operation management.
- Complete jobs faster with greater precision.
- Reduce inputs (fuel, labour, product, etc.).
- Integrated hardware for less cab clutter.
- Reduced machine wear and tear.

**HEADLAND MANAGEMENT** With AccuField Command™ headland management, operators can activate automated operating sequences at headlands with the touch of a button, saving time and improving productivity.

**GPS RECEIVER OPTIONS** Choose the best navigation accuracy level and signal source for your operation; options available from NovAtel® and Trimble®.

**CAMERA INTEGRATION** The AccuTerminal comes standard with a rear mounted camera that automatically switches to full-screen when reversing. It can take a second camera if required. You can also optionally add four more cameras with an additional display.

**OPTIONAL TECHNOLOGY** Speak to your local Croplands self-propelled dealer or Croplands representative regarding alternative steer packages, such as Trimble and GreenStar™.



*AgControl rate and section control, Auto-Guide position and steering and VRT prescription map screens shown.*



*AgControl rate and section control, TaskDoc data management and VRT prescription map screens shown.*

## DRY SYSTEMS



### AIR-MAX® 180

The industry's only pneumatic air spreader built for high-clearance, row-crop application gives you the versatility for year-round operation.

**THE PRECISE PRESCRIPTION FOR ANY CROP** Apply the rate each crop requires, when and where it's needed. You'll get optimal results with load, in every field, every time.

**SECTION CONTROL** Two 30-ft. sections deliver more accurate placement, which optimises crop performance and uses your fertiliser investment more efficiently.

**MULTI-BIN** The 30-ft.<sup>3</sup> (849.5-L) bin can be configured to deliver optimal crop nutrition with multiple products. Optional metering system handles main bin rates from 45–850 lbs./acre (50.4–952.7 kg./ha), granular bin rates from 3–65 lbs./acre (3.4–72.8 kg./ha).

**BOOMS** 60-ft. (18.3-m) booms made of five 304 stainless steel tubes. Patented Flat Flex design ensures precise application, despite wind or other outside factors.

**STAINLESS STEEL DOORMAT CHAIN** Heavy-duty, corrosion-resistant chain drives consistent, accurate product flow to the booms, for even application.

**ENHANCED BOOM LIGHTING** Provides excellent boom visibility for low-light or night work.

**STANDARD ELECTRIC ROLL TARP** Factory-installed to keep product dry and clean. Stainless steel end caps won't rust or crack.

### NEW LEADER® EDGE

Choose either the L4258G4 or the L4330G4 Crop Nutrient Applicator, both available MultApplier-ready or MultApplier-complete.

- **ISO interface** Consistent ISO product control system, regardless of terminal.
- **Boundary spreading** Independent spinner speed control slows one spinner down to keep product in the field.
- **Feed gate optimiser** Indicates achievable rates based on gate spreading.
- **Flip-up hillside divider** Flip up to provide storage when spreading lime. Flip down when applying fertiliser product.
- **Stainless steel durability** 304 stainless steel sills, cross tubes, mounts and take-ups extend box life.
- **Front/rear grease banks** Centrally located grease banks make service easier.

## ROGATOR C SERIES SPECIFICATIONS\*

MODELS	RG1100C	RG1300C
<b>DRIVE SYSTEM</b>		
Management	TMS – smart power and RPM automation	
Traction control	AWD SmartDrive four-wheel independent traction and speed control, standard	
Speed control	AccuCruise speed presets (2 field, 2 road); forward and reverse shuttle	
<b>SYSTEMS</b>		
Combo chassis	Yes	
LiquidLogic liquid management	FlowLogic recirculating boom; NozzleLogic at-nozzle shut-off; OptiLoad level sensor, keypad with display and in-terminal readout; OptiMotion auto-scaled agitation; Opt. ClearFlow boom clean out/recovery	
Booms – m	30.5/36.6 Std.: stainless steel recirculating plumbing	30.5/36.6 Std.: stainless steel recirculating plumbing Optional 48 m aluminium Pommier boom
Dry systems – ft. <sup>3</sup> (m <sup>3</sup> )	New Leader Edge spinner 258 (7.3) MultApplier-ready or MultApplier-complete	Air-Max 180 with or without granular; New Leader Edge spinner 258 (7.3) or 299 (8.5), MultApplier-ready or MultApplier-complete
<b>SAFETY</b>		
Chemical handling	Hopper/inductor, 3” fill system Std Optional 70L chemical transfer pump with enviro drum couplers, 3” fresh fill pump, electric flush kit	
Other safety	Oversize signs Std Optional 2 way radio	
<b>WEIGHTS*</b>		
Weights (full fuel, unladen) – kg.	14,185 120 ft. steel booms	14,465 120 ft. steel booms
<b>SPEED</b>		
Field speed – kph	42	
Road speed – kph	53	58
<b>ENGINE</b>		
Make	AGCO Power	
Model	AP84-4	
Number of cylinders	6	
HP @ 2,100 RPM (kW)	315 (235)	339 (253)
Peak HP @ 1,900 RPM (kW)	341 (254)	370 (276)
Displacement – in. <sup>3</sup> (L)	512 (8.4)	
Torque @ 1,500 RPM	1,106 ft.-lbs. (1,499 Nm)	1,180 ft.-lbs. (1,600 Nm)

\*Specifications are manufacturer's estimates at time of publication and are subject to change without prior notification.  
Actual weight will vary depending on optional equipment.

MODELS	RG1100C	RG1300C
<b>FINAL DRIVE</b>		
Wheel motor type	Variable displacement	
Wheel motor size	80 cc	110 cc
Standard gearbox	26.6:1	22.1:1
High-torque gearbox	N/A	31.7:1
<b>FLUID CAPACITIES</b>		
Fuel – L	567	
Hydraulic reservoir – L	227	
Engine oil – L	22.7	
Engine coolant – L	32	
Gear box – L	4.3	
Windshield washer reservoir – L	1.5	
<b>BRAKES</b>		
Primary	Hydrostatic dynamic braking	
Service	Hydrostatic plus disc brakes on front wheels	
Parking	Multiple discs in gearboxes	
<b>CAB</b>		
Cab suspension	Isolator mount with air ride cab	
Radio	AM/FM CD with weather band with Bluetooth and mic. Opt. satellite radio	
HVAC	Automatic temperature control	
Filtration	Three-level activated carbon	
Steering wheel	14-in. diameter, leather-wrapped	
Standard seat	Air-ride seat suspension (cloth)	
Optional seat	Heated/vented leather	
<b>CONTROLLERS</b>		
Std.	AccuTerminal with AgControl rate and section control, 35/36 sections	
Opt.	Raven Viper 4 with AccuBoom™ section control, 15/16 sections	

### CROPLANDS CREDIT

At Croplands Credit, we understand that financing is as much a part of your purchase decision as the features and benefits of the product. So, we're committed to providing the best means of acquiring the equipment you need, while allowing you to preserve other credit lines of operating capital.

### CROPLANDS AUSTRALIA

Phone 1300 131 513  
 Freecall 1800 ROGATOR (7642 867)  
 Fax 07 4641 3444  
 Email sales@croplands.com.au

### SERVICE MANAGER

Malcolm Reck 1800 ROGATOR (7642 867)

### CROPLANDS NATIONAL SALES AND SUPPORT

